

TOWN	SERIES/TEXT DIMENSIONS		
	3"	4"	6"
NEW HAVEN	C 18.00	B 21.68	
N. HAVEN JCT.	B 18.00		
NEWBURY	C 15.43	C 20.57	
NEWFANE	C 14.86	C 19.80	B 22.00
NEWPORT	C 15.02	C 20.02	
NEWPORT CTR.	C 18.00		
NORTH (W/SERIES (VILLAGE NAME)	B 11.08		
NORTH (W/SERIES (VILLAGE NAME)	C 13.90		
N. BENNINGTON	B 18.00		
N. CLARENDON	B 18.00		
N. CONCORD	C 18.00		
N. DORSET	C 17.75		
N. ENOSBURG	B 18.00		
N. FAIRFAX	C 18.00		
NORTHFIELD	B 18.00	B 21.07	
NORTHFIELD CTR.	B 22.00		
NORTHFIELD FALLS	SEE NOTE A		
N. HARTLAND	B 18.00		
NORTH HERO	B 17.79		
N. HYDE PARK	B 18.00		
N. MONTPELIER	B 18.00		
N. PAWLET	C 17.77		
N. POWNAL	C 18.00		
N. RANDOLPH	B 18.00		
NORTH RUPERT	B 18.00		
N. SHELDON	B 18.00		
N. THETFORD	B 18.00		
NORTH TROY	B 18.00		
N. TUNBRIDGE	B 18.00		
N. WESTMINSTER	B 22.00		
N. WINDHAM	C 17.16		
NORTON	B 12.79	C 17.05	B 20.47
NORWICH	C 14.37	B 19.16	B 22.00
OLD		C 6.350	
OLD BENNINGTON	B 22.00		
ORANGE	C 12.93	C 17.24	B 20.94
ORLEANS	C 14.77	C 19.69	B 22.00
ORWELL	C 12.78	C 17.02	B 20.48
PASSUMPSIC	B 16.91	B 22.00	
PAWLET	C 12.29	B 16.37	B 19.82
PERKINSVILLE	B 18.00	B 22.00	
PIERCES		C 17.68	
PIERCES COR.	B 18.00		
PITTSFIELD	C 17.85	C 22.00	
PITTSFORD	C 17.42	C 22.00	
PITTSFORD MILLS	B 22.00		
PLAIN		C 12.01	
PLAINFIELD	B 18.00	C 22.00	
PLYMOUTH	C 17.05	C 22.00	
PLYMOUTH UNION	B 22.00		
POINT		C 12.27	
POMPANOSUC	B 18.00	B 26.00	
POND		C 11.23	
POST		C 10.70	
POST MILLS	C 18.00		
POULNEY	C 16.44	C 21.91	
POWNAL	C 13.17	C 17.54	B 21.47
PROCTOR	C 14.65	C 19.52	B 22.00
PROCTORSVILLE	B 18.00	B 26.00	
PUTNAMVILLE	C 17.84	B 22.00	
PUTNEY	C 12.41	C 16.54	B 19.94
RANDOLPH	C 17.22	C 22.00	
RANDOLPH CTR.	B 18.00		
RAWSONVILLE	B 18.00	B 22.00	
READSBORO	C 18.00	B 20.74	
READSBORO FALLS	SEE NOTE A		
RICHFORD	C 16.02	C 21.36	
RICHMOND	C 16.59	C 22.00	
RICKER		C 15.01	
RICKER MILLS	B 18.00		
RIPTON	C 11.48	C 15.30	C 22.00
RIVER		C 12.23	
ROBINSON	C 16.25	C 21.67	
ROCHESTER	C 18.00	C 22.00	
ROCKINGHAM	B 16.82	B 22.00	
ROCKY		C 13.84	
ROCKY DALE	B 17.91		
ROXBURY	C 15.21	C 20.27	B 22.00
ROXBURY FLAT	B 18.00		
ROYALTON	C 16.49	C 21.96	
RUPERT	C 12.46	C 16.62	B 19.81
RUTLAND	C 14.38	C 19.17	
RYEGATE		C 18.95	

TOWN	SERIES/TEXT DIMENSIONS		
	3"	4"	6"
ST. ALBANS	C 18.00	B 22.00	
ST. ALBANS BAY	B 18.00		
ST. GEORGE	C 18.00		
ST. JOHNSBURY	B 22.00	B 26.00	
ST. JOHNSBURY CTR	SEE NOTE A		
SAXTONS		C 19.86	
SAXTONS RIVER	B 22.00		
SEARSBURG	B 15.49	B 20.65	
SHAFTSBURY	C 18.00	B 22.00	
SHAFTSBURY CTR.	B 22.00		
SHARON	C 12.95	C 17.26	B 20.99
SHAWVILLE	C 17.78	C 22.00	
SHEFFIELD	C 17.26	C 22.00	
SHELBURNE	C 18.00	B 20.34	
SHELDON		C 19.60	
SHELDON JCT.	B 18.00		
SHERBURNE	C 18.00	B 20.68	
SHERBURNE CTR.	B 18.00		
SHOREHAM	C 17.69	C 22.00	
SIMONSVILLE	B 17.31	C 22.00	
SIMPSONVILLE	B 18.00	B 22.00	
SOUTH (W/SERIES (VILLAGE NAME)	B 10.93		
SOUTH (W/SERIES (VILLAGE NAME)	C 13.73		
SOUTH ALBURY	B 18.00		
SOUTH BARE	B 18.00		
S. BURLINGTON	B 18.00		
S. DORSET	C 17.75		
S. DUXBURY	B 17.69	C 22.00	
SOUTH HERO	B 17.68		
S. HINESBURG	B 18.00		
S. LONDONDERRY	B 18.00		
S. NEWBURY	B 17.57		
S. NORTHFIELD	B 18.00		
S. RANDOLPH	B 18.00		
S. ROYALTON	B 18.00		
S. SHAFTSBURY	B 22.00		
S. STARKSBORO	B 22.00		
S. STRAFFORD	B 18.00		
S. TUNBRIDGE	B 18.00		
SOUTH VERNON	B 18.00		
SOUTH WALDEN	B 18.00		
S. WALLINGFORD	B 22.00		
S. WOODBURY	B 18.00		
S. WOODSTOCK	B 18.00		
SPRINGFIELD	B 17.02	B 22.00	
SPRINGS		C 18.57	
STAMFORD	C 17.05	C 22.00	
STARKSBORO	B 17.17	C 22.00	
STATION		C 17.21	
STEVENS		C 18.98	
STEVENS MILLS	B 18.00		
STOCKBRIDGE	B 17.85	B 22.00	
STONE	C 10.65	C 14.18	C 21.29
STRAFFORD		C 20.29	
SUDBURY	C 15.37	C 20.51	B 22.00
SWANTON	C 15.1	C 20.12	B 22.00
TAFTS		C 12.70	
TAFTS CORNER	B 18.00		
TAFTSVILLE	C 18.00	B 20.10	
TALCVILLE	C 16.93	C 22.00	
TARBELVILLE	B 18.00	C 22.00	
THEFORD		C 21.86	
THEFORD CTR.	B 18.00		
THEFORD HILL	B 18.00		
TINMOUTH	C 16.06		
TOPSHAM		C 21.40	
TOWNSHEND	C 18.00	C 20.33	
TROY	C 8.270	C 11.01	C 16.53
TUNBRIDGE	C 18.00	C 22.00	
TYSON	C 10.20	C 13.59	C 20.40
UNDERHILL	C 17.91	C 22.00	
UNDERHILL FLATS	B 22.00		
UNION		C 12.80	
VERGENNES	C 18.00	B 20.04	
VERNON	C 12.89	B 17.18	B 20.52
VERSHIRE	C 15.85	C 21.13	
VILLAGE		C 17.60	
WAITSFIELD	C 18.00	C 22.00	
WATTS		C 12.48	
WATTS RIVER	B 18.00		
WALDEN	C 12.72	C 16.95	C 20.63
WALDEN STA.	B 18.00		

TOWN	SERIES/TEXT DIMENSIONS		
	3"	4"	6"
WALLACE		C 19.31	
WALLACE POND	B 22.00		
WALLINGFORD	B 18.00	B 22.00	
WALTHAM	C 14.95	C 19.90	
WARDSBORO	C 18.00	B 21.54	
WARDSBORO CTR.	B 22.00		
WASHINGTON	B 16.98	B 22.00	
WATERBURY	C 18.00	B 20.95	
WATERVILLE	C 18.00	B 20.90	
WEATHERSFIELD		B 26.00	
WEATHERSFIELD BOW	SEE NOTE A		
WELLS	C 10.41	C 13.87	C 18.35
WELLS RIVER	B 18.00		
WEST (W/SERIES (VILLAGE NAME)	B 8.990		
WEST (W/SERIES (VILLAGE NAME)	C 11.20		
W. ADDISON	C 18.00		
W. ARLINGTON	B 18.00		
W. BERKSHIRE	B 18.00		
W. BERLIN	B 18.00		
W. BRAINTREE	B 18.00		
W. BRATTLEBORO	B 22.00		
W. BRIDGEWATER	B 22.00		
WEST BURKE	B 18.00		
W. CHARLESTON	B 22.00		
W. CORNWALL	B 18.00		
W. DANVILLE	B 17.78		
WEST DOVER	B 17.94		
W. ENOSBURG	B 18.00		
WEST FAIRLEE	B 18.00		
WESTFIELD	C 17.62	C 22.00	
WESTFORD	C 17.19	C 22.00	
WEST GROTON	B 18.00		
W. HARTFORD	B 18.00		
WESTMINSTER	B 18.00	B 22.00	
WESTMORE	C 17.62	C 22.00	
WESTON	C 18.00	C 17.21	
WEST PAWLET	B 18.00		
W. RUPERT	B 18.00		
W. RUTLAND	B 17.25		
W. SWANTON	B 17.98		
W. TOPSHAM	B 17.51		
W. TOWNSHEND	B 18.00		
W. WARDSBORO	B 22.00		
W. WOODSTOCK	B 18.00		
WEYBRIDGE		C 22.00	
WEYBRIDGE HILL	B 22.00		
WHEELOCK	C 17.07	C 22.00	
WHITE RIVER	B 22.00		
WH. RIVER JCT.	B 18.00		
WHITING	C 12.92	C 17.22	B 21.18
WHITINGHAM	C 18.00	B 21.82	
WILDER	C 11.73	C 15.63	C 22.00
WILLIAMSTOWN	B 18.00	B 26.00	
WILLISTON	C 17.02	C 21.47	
WILMINGTON	C 18.00	B 21.75	
WINDHAM		C 19.75	
WINDSOR	C 14.37	C 19.16	B 22.00
WINDSOOKI	C 15.39	C 20.51	B 22.00
WOLCOTT	C 14.68	C 19.55	B 22.00
WOODBURY	C 18.00	C 22.00	
WOODFORD	C 17.91	C 22.00	
WOODSTOCK	C 18.00	B 21.20	
WORCESTER	C 18.00	B 20.52	

NOTE A

THESE TEXTS MUST BE REDUCED TO 2" SERIES B:

NORTHFIELD FALLS	17.79
READSBORO FALLS	18.00
ST. JOHNSBURY CTR.	18.00
WEATHERSFIELD BOW	18.00

TEXT LAYOUT DIMENSIONS ARE BASED ON THE "LETTER & NUMERAL WIDTHS AND SPACE" TABLES FOUND IN THE "STANDARD HIGHWAY SIGNS" BOOKLET. MINOR VARIATIONS IN TEXT DIMENSIONS ARE ACCEPTABLE BASED ON INDIVIDUAL MANUFACTURER'S LETTER FABRICATION. SIGNIFICANT CHANGES WHICH AFFECT SIGN APPEARANCE SHALL BE BROUGHT TO THE ATTENTION OF THE VDOT'S TRAFFIC AND SAFETY DIVISION, BEFORE FABRICATION.

MATERIALS

THE SIGN BASE MATERIALS USED FOR THE SIGNS SHOWN ON THIS SHEET MAY BE ANY OF THE FOLLOWING OF THE MINIMUM THICKNESS NOTED.

FLAT SHEET ALUMINUM	0.080"
HIGH DENSITY OVERLAID PLYWOOD	1/2"
GALVANIZED FLAT SHEET STEEL	16 GAGE

THE REFLECTIVE MATERIAL SHALL BE A SHEETING APPLIED TO THE ENTIRE BACKGROUND OF THE SIGN. THE TEXT AND BORDER SHALL BE CUT-OUT REFLECTORIZED LETTERS. ALL REFLECTIVE SHEETING SHALL MEET THE MINIMUM REQUIREMENTS OF AASHTO TYPE II.

COLORS

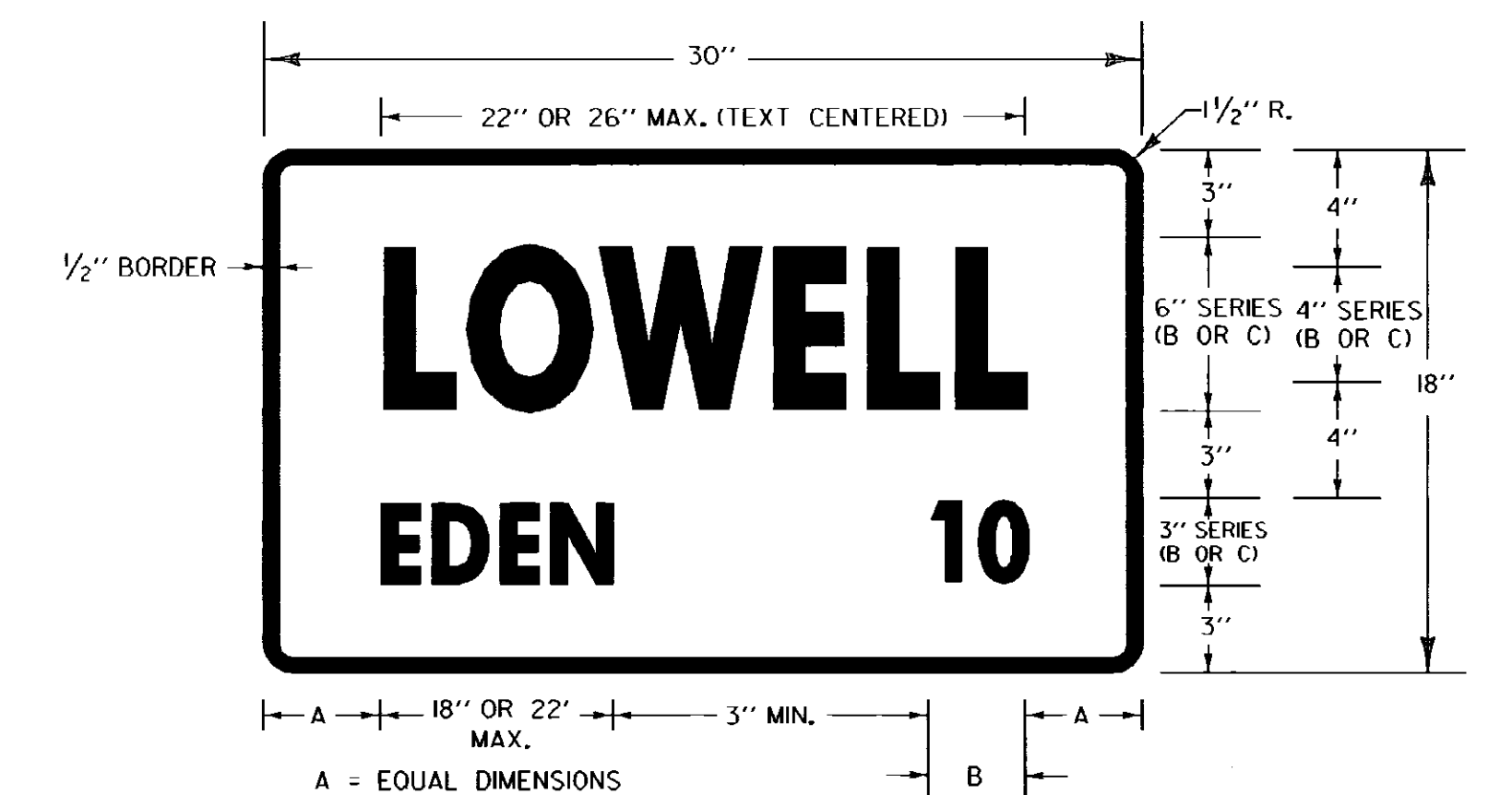
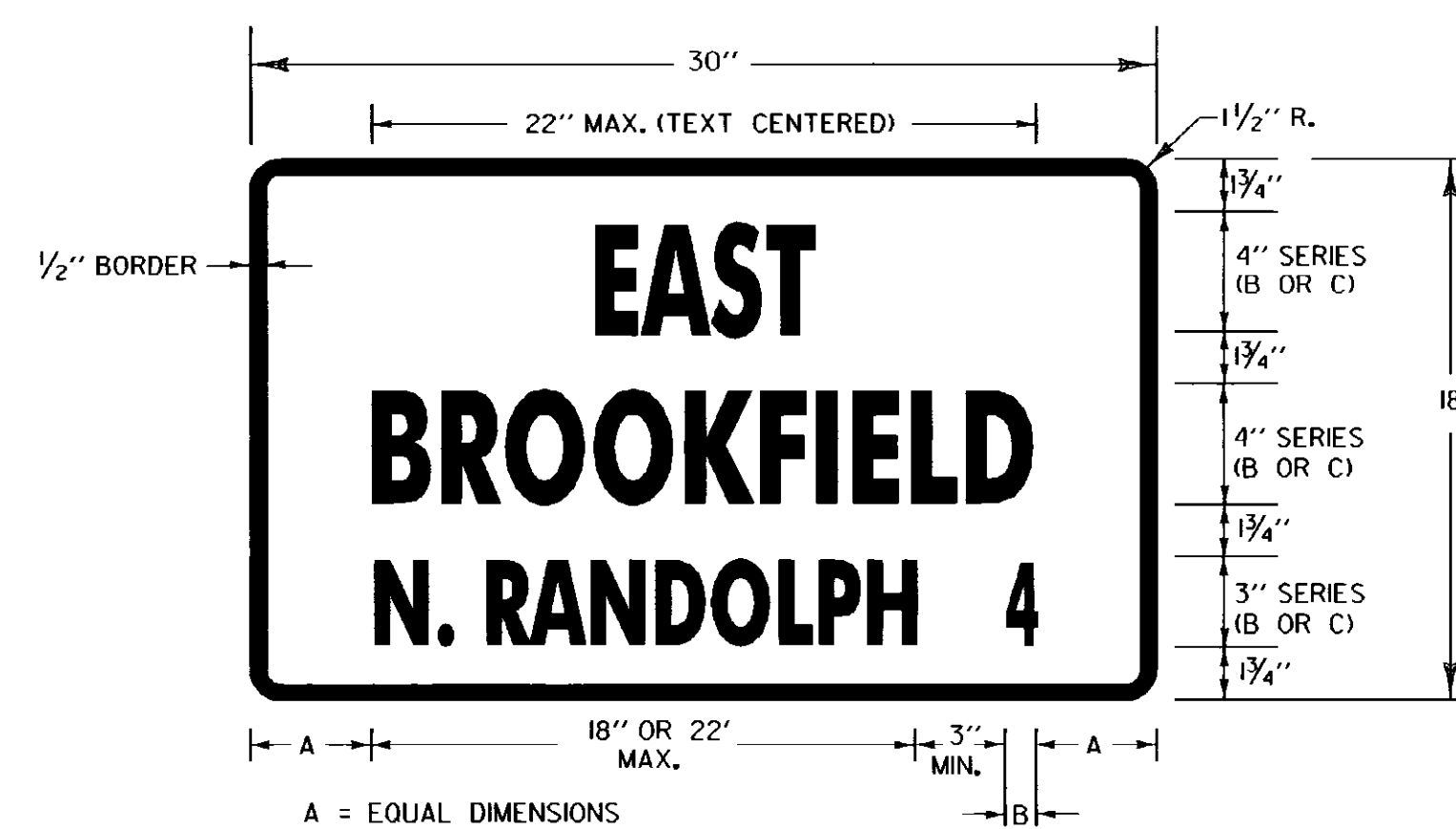
SIGNS SHALL HAVE A REFLECTORIZED WHITE OR SILVER TEXT AND BORDER ON A REFLECTORIZED GREEN BACKGROUND.

LETTERING

LETTERS AND DIGITS SHALL CONFORM WITH THE STANDARD ALPHABETS FOR HIGHWAY SIGNS APPROVED BY THE NATIONAL JOINT COMMITTEE ON UNIFORM TRAFFIC CONTROL DEVICES.

SPECIFICATIONS

SIGNS SHALL MEET THE STATE SPECIFICATIONS FOR "TRAFFIC SIGNS". SEE THE APPROPRIATE STANDARD SHEETS FOR SIGN OFFSET PLACEMENT AND POST INFORMATION.



* ADJUST BORDER TO CENTER TEXT AND MILEAGE

REVISIONS AND CORRECTIONS

OCT. 21, 1992 - DATE OF ORIGINAL ISSUE
AUG. 08, 1995 - MINOR NOTE REVISIONS

APPROVED FOR THIS PROJECT AND/OR DESIGN IMPLEMENTATION. FHWA FINAL APPROVAL PENDING.


APPROVED

Stephen D. MacArthur
DIRECTOR OF ENGINEERING

David A. Ross
TRAFFIC AND SAFETY ENGINEER

VILLAGE SIGNS
N - W

OTHER STDS. REQUIRED:



STANDARD
E-128 B